

# Shelti™ Bayside

Coin Operated Pool Tables

Sovereign Cherry  
Model # 8SP-88-AA  
Model # 8SP-93-AA  
Model # 8SP-101-AA

Charcoal Matrix  
Model # 8SP-88-CA  
Model # 8SP-93-CA  
Model # 8SP-101-CA

Midnight  
Model # 8SP-88-NK  
Model # 8SP-93-NK  
Model # 8SP-101-NK



Also Available



Charcoal Matrix Laminate



Midnight™ Textured Surface

Shelti™



# Bayside™

Coin Operated Pool Tables

## All Shelti Coin Pool Tables Include:

- Leg Box with 12 Legs Bolts, Warranty Registration
- Accessory Kit: Includes Balls, Cues, Chalk, and Triangle

## Assembled Size:

88"—88"L. x 50½"W. x 32"H.

93"—93¾"L. x 53¼"W. x 32"H.

101"—101"L. x 56"W. x 32"H.

## Weight:

88"—670 lbs.

93"—725 lbs.

101"—875 lbs.

Cabinet Apron Ht:

17½"

2-Year "Top to Bottom" Limited Warranty

### Unitized Table Construction

Requires precision fit between the side and end aprons to the top rails and zinc die-cast corners. Adds to the cabinet's overall structural integrity and better ball response.

### MDF Top Rails

Provides the straightness and density characteristics for accurate and more resilient play.

### Screw-In Pocket Liners In Corner Castings And Side Pockets

### Tavern-Tested Magnetic And Oversize Cue Separator

Works with Aramith's Standard (Cat's Eye) and Tournament (Green Dot/PR) Magnetic Cue Balls, and Magnetic Maroon Dot and "Mud Balls".

### Interchangeable Parts With Other Major-Manufacturer Tables

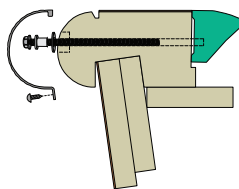
Including cushion rails, slate, and more.

### High-Impact Molded Legs

Made of plastic resins, reinforced with fiberglass. Legs overlap the aprons, adding to the overall table appearance and strength.

### Anodized Aluminum Rail Trim

Full-coverage with fasteners under the rail to reduce contact and snags with patrons' clothing.



### Pro-Am Cushion Rubber

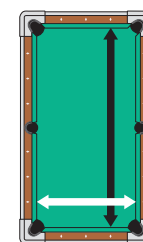
Affixed with bolts that include a plastic shoulder washer to precisely locate the cushion rail at the proper play height. Tested and proven to provide exceptional ball rebound and accuracy off the rails.

### Ball Return Chutes

Enlarged chalk openings in all six (6) arms and three (3) in the center return are wide enough for the chalk to go through on angles, reducing service calls

### Regulation Size Play Areas

Twice the "nose-to-nose" length of the width: 44" x 88" (101" table); 40" x 80" (93" table); and 37.25" x 74.5" (88" table). The 2:1, length-to-width play dimensions are critical for bank shots to respond at consistent angles for accurate pocketing.



### 19 Ounce; 75% Wool / 25% Nylon Fabric Blend Cloth

Shaved and finished to look and play with the speed of a worsted cloth.

### One-Piece Slate

Precision measured and ground as necessary for flatness within 10/1,000ths (0.010") of an inch. Ensures true ball roll.



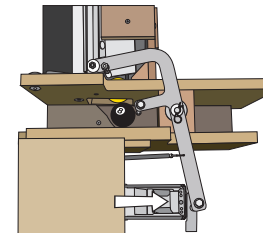
### Simplified Ball Trap Assembly With Bi-Fold Door Pivots

Enables trap assembly repairs and replacement to be performed through the service door without removing the slate.



### Single-Piece Ball Trap Actuator Arm

Eliminates the push chute end and functions with less moving parts than other major manufacturers' tables.



**High-performance from a new coin pool table? You can bank on it!**

In Bay City, MI—a town that reflects its proximity to the Saginaw Bay in the water and its name—designing finely engineered, yet straightforward coin operated pool tables has been a way of life for nearly 50 years. While the name over the door at 333 Morton Street changed to Shelti, the devotion to improve a table's maintenance, playability, and overall

profitability remains the same. Quite simply, we know the less a technician is called to a table, the more you make while the table is played. And, years of league and tournament experience taught us that pool players in the know will choose the better table. It determines where they line up money for the next game. And, that reflects where we all know it matters most—in the cash box.